



OFFICE OF THE PRINCIPAL
GOVT. POLYTECHNIC (W) , Kandaghat
DISTT. SOLAN, H.P.

P-1

Attendance upto 31th March 2018 of 6th Semester Electronics & Communication Engg.

Roll No.	Name of Student	THEORY					Total Theory	Theory %Age	PRACTICAL						Total Pr.	Pr. %Age
		BOM	OFC	W&MC	I&PLC	CN			OFC	W&MC	I&PLC	MP	PCS	SCA		
	Total	23	23	31	39	33	149		14	14	16	58	14	27	143	
1	Aishma Rolli	22	20	27	33	30	132	88.59	14	14	12	48	14	26	128	89.51
2	Akanksha	20	18	24	32	26	120	80.54	12	12	14	50	12	21	121	84.62
3	Anjali	20	20	25	33	28	126	84.56	14	12	14	50	14	21	125	87.41
4	Anjali Sharma	21	21	26	34	29	131	87.92	12	10	14	52	14	25	127	88.81
5	Anjana	21	22	28	37	30	138	92.62	14	14	14	52	12	23	129	90.21
6	Anju Kumari	21	20	26	33	29	129	86.58	12	14	16	52	14	23	131	91.61
7	Anuradha	19	21	29	32	26	127	85.23	8	14	14	52	12	24	124	86.71
8	Bharti Tomer	17	19	24	31	26	117	78.52	12	10	12	50	14	20	118	82.52
9	Chitra Lekha	20	23	28	32	29	132	88.59	12	12	16	52	14	24	130	90.91
10	Gargi Sharma	15	18	24	24	22	103	69.13	8	14	12	42	14	26	116	81.12
11	Ishani	19	21	26	32	28	126	84.56	12	14	12	52	14	24	128	89.51
12	Jyoti Verma	20	23	29	34	29	135	90.60	12	14	16	52	14	23	131	91.61
13	Kavita	17	19	22	26	24	108	72.48	10	14	14	40	14	19	111	77.62
14	Kumari Pratibha	22	22	28	37	30	139	93.29	12	14	16	54	14	23	133	93.01
15	Neha Kumari	21	22	28	36	30	137	91.95	14	14	16	54	14	24	136	95.10
16	Neha Sharma	19	22	29	35	27	132	88.59	12	14	16	52	14	24	132	92.31
17	Neha Thakur	22	22	29	38	31	142	95.30	14	14	16	50	14	23	131	91.61
18	Nisha Negi	17	19	21	29	23	109	73.15	12	10	12	40	14	19	107	74.83
19	Pallvi	18	19	24	29	26	116	77.85	12	10	12	48	12	20	114	79.72



Class Incharge


HOD (ECE)

Attendance upto 31th March 2018 of 6th Semester Electronics & Communication Engg.


Roll No.	Name of Student	THEORY					Total Theory	Theory %Age	PRACTICAL						Total Pr.	Pr. %Age
		BOM	OFC	W&MC	I&PLC	CN			OFC	W&MC	I&PLC	MP	PCS	SCA		
	Total	23	23	31	39	33	149		12	18	14	66	18	27	155	
20	Preeti	23	23	30	37	32	145	97.32	12	18	14	66	16	26	152	98.06
21	Preeti Negi	18	20	24	33	24	119	79.87	10	12	12	66	12	20	132	85.16
22	Preeti Sharma	19	22	27	33	30	131	87.92	10	18	14	66	16	24	148	95.48
23	Priti Devi	20	21	28	35	29	133	89.26	10	16	14	66	16	21	143	92.26
24	Priya	20	21	27	33	28	129	86.58	10	18	12	66	16	23	145	93.55
25	Priyanka	19	22	29	34	30	134	89.93	8	18	14	64	18	23	145	93.55
26	Rajni Vala	21	21	26	33	28	129	86.58	12	18	14	64	12	23	143	92.26
27	Rajni Pundeer	21	21	27	34	29	132	88.59	12	18	14	66	16	25	151	97.42
28	Rajni Thakur	20	21	28	34	29	132	88.59	12	18	14	66	16	23	149	96.13
29	Rakhi Sharma	20	21	27	33	27	128	85.91	12	18	14	64	12	21	141	90.97
30	Rakshita	20	20	29	34	27	130	87.25	12	16	12	64	16	23	143	92.26
31	Raveena	16	18	23	25	23	105	70.47	6	12	14	56	16	20	124	80.00
32	Richika	19	22	29	34	30	134	89.93	8	18	14	64	18	23	145	93.55
33	Ruchi Sharma	22	23	30	36	32	143	95.97	12	18	14	66	18	23	151	97.42
34	Samiksha Vekta	17	16	22	26	22	103	69.13	10	10	14	56	14	18	122	78.71
35	Shalu Devi	18	18	28	34	29	127	85.23	12	16	12	58	16	21	135	87.10
36	Shipra Thakur	22	19	25	34	29	129	86.58	10	18	10	66	14	21	139	89.68
37	Shivani Bhatia	17	18	21	29	24	109	73.15	10	14	10	56	14	17	121	78.06


Class Incharge



HOD (ECE)

Attendance upto 31th March 2018 of 6th Semester Electronics & Communication Engg.

Roll No	Name of Student	THEORY					Total Theory	Theory %Age	PRACTICAL						Total Pr.	Pr %Age
		BOM	OFC	W&MC	I&PLC	CN			OFC	W&MC	I&PLC	MP	PCS	SCA		
		Total	23	23	31	39			33	149		12	16	18		
38	Shivani Verma	20	22	27	31	29	129	86.58	10	16	16	52	14	23	131	87.92
39	Shruti Verma	20	21	29	37	29	136	91.28	12	16	16	56	14	22	136	91.28
40	Srishti Gupta	17	18	23	28	27	113	75.84	10	14	12	54	14	22	126	84.56
41	Suman Kumari	21	21	29	36	29	136	91.28	12	16	16	62	14	21	141	94.63
42	Sunidhi	19	19	21	27	25	111	74.50	8	10	14	52	12	18	114	76.51
43	Vanshita	15	17	23	26	22	103	69.13	12	14	14	50	10	17	117	78.52
44	Yamini Sharma	22	21	28	34	30	135	90.60	12	16	18	60	14	22	142	95.30
45	Yogita Sharma	22	21	28	34	28	133	89.26	10	16	18	56	14	22	136	91.28
46	Aarushi	21	23	29	33	29	135	90.60	12	16	16	60	14	22	140	93.96
47	Anjana Devi	21	20	24	35	28	128	85.91	10	10	16	60	14	22	132	88.59
48	Ankita Thakur	23	23	31	36	32	145	97.32	12	16	18	62	14	25	147	98.66
49	Ranjna Devi	18	14	23	29	27	111	74.50	8	14	16	56	10	21	125	83.89
50	Shilpa	19	19	24	31	26	119	79.87	10	12	16	58	12	21	129	86.58
51	Shivali	20	18	24	33	26	121	81.21	12	12	14	52	14	17	121	81.21
52	Vishali	21	21	27	36	30	135	90.60	12	16	16	58	14	21	137	91.95
53	Poshi Devi	18	19	27	31	24	119	79.87	12	16	12	54	12	21	127	85.23
54	Shivani	16	18	22	25	21	102	68.46	10	10	12	44	8	17	101	67.79
55	Priti Kaushik	18	19	26	28	25	116	77.85	12	16	12	50	14	21	125	83.89



Class Incharge



HOD (ECE)

Endst.No. STV(GPWK)Trg/2018

1031

Dated

2-4-18

Copy to:

- 1) Office Copy (Trg Assisstant)
- 2) Class Incharge
- 3) Notice Baord
- 4) Web Incharge