


OFFICE OF THE PRINCIPAL
GOVT. POLYTECHNIC FOR WOMEN, KANDAGHAT
Attendance position of 2nd semester Computer Engineering upto 30 April 2017.

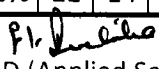
GROUP I

Sr. No	NAME OF STUDENT	THEORY								PRACTICALS							
		Eng	Maths	Phy	Chem	CF	ED	Total	Th. %	Eng	Phy	Chem	CF	W/S	SCA	Total	Pract %
		47	55	34	28	23	66	253		28	20	16	22	64	22	172	
1	Akash Devi	38	45	28	22	19	50	202	79.84%	22	18	10	18	54	20	142	82.56%
2	Alisha Kumari	44	47	30	27	19	62	229	90.51%	24	16	16	16	62	20	154	89.53%
3	Anita Devi	43	45	31	27	20	58	224	88.54%	22	18	16	18	60	20	154	89.53%
4	Anjali	42	43	29	25	21	58	218	86.17%	22	18	14	20	56	16	146	84.88%
5	Anjna Devi	40	47	29	22	20	56	214	84.58%	26	16	12	20	54	18	146	84.88%
6	Babita Thakur	43	45	30	26	20	62	226	89.33%	22	18	14	18	60	20	152	88.37%
7	Chahat Sharma	41	43	30	25	19	64	222	87.75%	22	16	14	18	58	20	148	86.05%
9	Deepali Choudhary	41	42	28	24	20	60	215	84.98%	20	16	14	18	60	20	148	86.05%
10	Diksha	41	51	32	27	22	64	237	93.68%	28	16	16	22	58	20	160	93.02%
11	Diksha	43	46	32	27	20	54	222	87.75%	28	16	16	20	58	14	152	88.37%
12	Diksha Kashyap	44	48	31	24	21	60	228	90.12%	28	18	14	22	60	20	162	94.19%
13	Diksha Thakur	44	46	33	25	22	58	228	90.12%	24	18	16	22	50	14	144	83.72%
14	Divya	42	51	31	26	22	58	230	90.91%	26	18	14	16	56	18	148	86.05%
15	Harsha	44	47	33	27	22	58	231	91.30%	26	18	16	22	56	16	154	89.53%
16	Jyoti	39	42	30	23	20	48	202	79.84%	26	12	14	16	48	12	128	74.42%
17	Kiran Lata	37	47	29	24	21	52	210	83.00%	24	16	14	16	52	14	136	79.07%
18	Krishna	46	49	33	27	21	58	234	92.49%	24	20	16	22	60	16	158	91.86%
19	Kriti Gautam	40	40	28	25	17	54	204	80.63%	20	12	14	14	50	14	124	72.09%
20	Kusum	46	48	34	27	22	58	235	92.89%	26	20	16	22	58	16	158	91.86%

GROUP II

Sr. No	NAME OF STUDENT	THEORY								PRACTICALS							
		Eng	Maths	Phy	Chem	CF	ED	Total	Th. %	Eng	Phy	Chem	CF	W/S	SCA	Total	Pract %
		47	55	34	28	23	66	253		28	22	12	16	64	24	166	
21	Kusum Kumari	42	44	30	26	21	56	219	86.56%	26	18	10	14	54	22	144	86.75%
22	Meenakshi kashyap	46	53	34	28	22	64	247	97.63%	28	22	12	16	62	24	164	98.80%
23	Muskan Sharma	42	45	30	26	20	60	223	88.14%	26	18	10	12	60	18	144	86.75%
24	Neha Kumari	45	43	31	27	20	62	228	90.12%	28	16	10	14	60	18	146	87.95%
25	Neha Sharma	44	46	32	27	20	60	229	90.51%	28	20	10	14	56	22	150	90.36%
26	Pallavi Sharma	47	49	34	27	22	58	237	93.68%	28	22	10	14	58	22	154	92.77%
27	Pallvi Thakur	45	50	32	28	22	64	241	95.26%	28	20	10	14	62	22	156	93.98%
28	Payal Verma	45	49	34	27	22	62	239	94.47%	28	22	10	14	62	22	158	95.18%
29	Pooja Mehta	41	50	32	28	22	60	233	92.09%	26	22	12	12	54	24	150	90.36%
30	Preetma	44	44	33	27	20	56	224	88.54%	28	22	10	12	48	20	140	84.34%
31	Priya Thakur	41	48	32	25	21	54	221	87.35%	26	20	10	10	54	22	142	85.54%
32	Priyanka Sharma	45	50	32	28	22	64	241	95.26%	28	20	10	14	62	22	156	93.98%
33	Punama Devi	44	49	31	27	21	66	238	94.07%	26	20	12	14	62	22	156	93.98%
34	Ritima	43	45	29	25	19	22	183	72.33%	28	18	8	16	60	20	150	90.36%
35	Ritul	30	42	24	18	14	28	156	61.66%	22	14	6	8	32	14	96	57.83%


Class Incharge


HOD (Applied Sciences & Humanities)


GROUP II																		
Sr. No	NAME OF STUDENT	THEORY								PRACTICALS								
		Eng	Maths	Phy	Chem	CF	ED	Total	Th. %	Eng	Phy	Chem	CF	W/S	SCA	Total	Pract %	
		47	55	34	28	23	66	253		28	22	12	16	64	24	166		
36	Ruchi	44	52	34	26	23	58	237	93.68%	28	22	10	14	62	24	160	96.39%	
37	Sakshi Shandil	46	50	34	27	21	62	240	94.86%	28	22	10	14	62	22	158	95.18%	
38	Sangeeta Devi	45	52	33	27	21	62	240	94.86%	28	22	10	12	60	22	154	92.77%	
39	Sangeeta Sharma	39	40	31	23	19	54	206	81.42%	28	22	8	14	46	22	140	84.34%	
40	Sanya Bhardwaj	39	39	28	22	18	48	194	76.68%	22	18	8	14	46	18	126	75.90%	

GROUP III																		
Sr. No	NAME OF STUDENT	THEORY								PRACTICALS								
		Eng	Maths	Phy	Chem	CF	ED	Total	Th. %	Eng	Phy	Chem	CF	W/S	SCA	Total	Pract %	
		47	55	34	28	23	66	253		22	24	18	18	64	20	166		
41	Sapna Devi	STRUCK OFF																
42	Sarishti	43	42	33	28	19	52	217	85.77%	18	20	16	8	42	14	118	71.08%	
43	Savita Kumari	44	45	33	25	17	46	210	83.00%	20	24	12	12	48	16	132	79.52%	
44	Shalini Jaswal	39	43	29	25	19	54	209	82.61%	20	20	14	14	50	12	130	78.31%	
45	Shilpa Devi	STRUCK OFF																
46	Shivani Parmar	45	49	32	28	22	64	240	94.86%	20	24	16	18	60	16	154	92.77%	
47	Shreya Gandhi	41	44	30	25	19	56	215	84.98%	20	20	14	10	48	16	128	77.11%	
48	Shweta Thakur	45	49	33	27	22	60	236	93.28%	22	24	16	16	62	18	158	95.18%	
49	Sneha Attri	44	43	31	25	17	54	214	84.58%	20	20	14	14	46	14	128	77.11%	
50	Snovi Kashyap	31	31	27	24	12	32	157	62.06%	14	14	12	8	22	8	78	46.99%	
51	Sonali	41	40	30	24	18	54	207	81.82%	22	22	12	12	46	14	128	77.11%	
52	Vandana Sharma	46	53	34	28	22	64	247	97.63%	22	24	18	18	60	18	160	96.39%	
53	Vandna Sharma	42	38	29	24	20	60	213	84.19%	20	22	16	16	50	12	136	81.93%	
54	Vanita Devi	44	46	31	26	21	62	230	90.91%	20	24	14	18	62	16	154	92.77%	
55	Vanshika Sapra	STRUCK OFF																
56	Vanshvi Sharma	45	45	33	26	22	58	229	90.51%	22	24	16	14	56	16	148	89.16%	
57	Vibhuti Gautam	40	41	31	27	21	56	216	85.38%	18	18	14	16	44	12	122	73.49%	
58	Vinay Kumari	46	51	34	27	21	62	241	95.26%	20	24	18	18	62	18	160	96.39%	


Class Incharge

Endst No. STV (GPWK)/ Trg/.....1820..... Dated.....2/5/17

- Copy to:
1. Principal for information
 2. HOD Applied Sciences & Humanities
 3. Class Incharge
 4. Notice Board
 - ✓ 5. Web Incharge
 6. Office Copy

//
HOD
for Principal
Govt. Polytechnic (W)
Kandaghat

HOD
for Principal
Govt. Polytechnic (W)
Kandaghat