

OFFICE OF THE PRINCIPAL
GOVT. POLYTECHNIC FOR WOMEN,
KANDAGHAT, DISTT. SOLAN (H.P.)

P-1


Office Order

No.

Dated:


Attendance up to 30th April 2017, 6th sem ECE

R. No.	NAME OF THE STUDENT	THEORY					Total Th.	Th. % AGE	PRACTICAL						Total Pr.	Pr. % AGE
		BOM	OFC	W & MC	I&PLC	CN			OFC	W & MC	I&PLC	Major Project	P.COM	SCA		
	TOTAL	32	43	44	44	44	207		22	22	18	76	24	44	206	
1	AANCHAL SHARMA	25	32	32	37	36	162	78.3	18	16	14	60	16	34	158	76.7
2	AMBIKA	28	36	38	40	41	183	88.4	20	20	18	68	20	38	184	89.3
3	AMRITA DEVI	24	31	35	40	38	168	81.2	18	16	18	56	20	36	164	79.6
4	ANKITA	24	33	36	38	34	165	79.7	14	16	16	54	16	32	148	71.8
5	ANKITA GOVERDHAN	27	35	36	38	34	170	82.1	18	16	18	68	14	26	160	77.7
6	APOORVA THAKUR	24	32	36	39	37	168	81.2	18	16	18	66	18	34	170	82.5
7	DAMINI	21	31	34	39	37	162	78.3	18	16	16	60	16	38	164	79.6
8	DIKSHA	29	36	37	41	38	181	87.4	18	18	18	70	18	36	178	86.4
9	DRISHTI	27	35	39	30	38	169	81.6	14	18	16	66	18	36	168	81.6
10	GEETA DEVI	26	34	39	39	38	176	85.0	14	22	16	64	20	32	168	81.6
11	HARSHITA SHARMA	27	35	36	39	38	175	84.5	16	18	18	60	16	34	162	78.6
12	HASEENA	30	37	39	42	41	189	91.3	20	20	18	68	16	40	182	88.3
13	JYA VERMA	23	34	33	38	37	165	79.7	20	16	16	68	18	32	170	82.5
14	JYOTI	30	36	40	41	38	185	89.4	18	20	18	72	18	38	184	89.3
15	KAMINI THAKUR	30	37	41	40	38	186	89.9	18	20	16	70	16	34	174	84.5
16	KANCHAN KAUSHAL	25	37	37	39	42	180	87.0	20	18	14	72	20	40	184	89.3
17	KIRAN KUMARI	29	37	38	42	40	186	89.9	20	18	16	70	20	42	186	90.3
18	KIRAN KUMARI	28	38	39	42	41	188	90.8	20	18	18	66	18	28	168	81.6
19	KOMAL	28	36	37	43	40	184	88.9	20	16	16	72	16	40	180	87.4





Class Incharge

HOD (ECE)



R. No.	NAME OF THE STUDENT	THEORY					Total Th.	Th. % AGE	PRACTICAL						Total Pr.	Pr. % AGE
		BOM	OFC	W & MC	I&PLC	CN			OFC	W & MC	I&PLC	Major Project	P.COM	SCA		
	TOTAL	32	43	44	44	44	207		18	20	20	94	24	42	218	
20	KRISHNA DEVI	30	39	40	44	43	196	94.7	16	16	20	92	22	40	206	94.5
21	MADHUMITA	DETAINED														
22	MALIKA KAUSHAL	29	37	39	44	41	190	91.8	16	18	20	90	22	40	206	94.5
23	MANISHA KUMARI	31	40	43	44	42	200	96.6	18	20	20	88	20	38	204	93.6
24	MANISHA KUMARI	27	35	40	38	38	178	86.0	14	18	18	82	22	34	188	86.2
25	MEGHA THAKUR	30	38	38	39	41	186	89.9	16	16	20	90	22	38	202	92.7
26	MITALI SHARMA	29	38	41	40	43	191	92.3	16	16	20	92	20	38	202	92.7
27	MONIKA	28	37	39	44	41	189	91.3	16	18	20	90	22	40	206	94.5
28	MONIKA KUMARI	30	38	40	43	41	192	92.8	16	18	20	88	22	38	202	92.7
29	PRITIKA KUMARI	28	38	38	40	39	183	88.4	16	16	20	90	22	36	200	91.7
30	RENU SHARMA	19	34	36	35	34	158	76.3	12	14	14	76	16	32	164	75.2
31	RICHA	30	40	39	43	41	193	93.2	18	18	18	88	22	40	204	93.6
32	SAKSHI	28	38	35	39	38	178	86.0	14	14	20	84	20	32	184	84.4
33	SHABNAM KUMARI	27	38	37	40	41	183	88.4	16	16	18	82	18	34	184	84.4
34	SHARMILA	28	36	36	43	41	184	88.9	14	14	20	88	22	40	198	90.8
35	SHWETA	30	38	39	40	38	185	89.4	16	18	20	86	22	34	196	89.9
36	SIRPREET KAUR	27	34	33	40	39	173	83.6	14	12	20	84	22	36	188	86.2
37	SONAL MEHTA	26	36	40	37	39	178	86.0	14	16	18	90	22	34	194	89.0
38	SONALI SINGH	24	33	33	40	38	168	81.2	12	14	20	74	16	32	168	77.1


Class Incharge

HOD (ECE) 

R. No.	NAME OF THE STUDENT	THEORY					Total Th.	Th. % AGE	PRACTICAL					Total Pr.	Pr. % AGE	
		BOM	OFC	W & MC	I&PLC	CN			OFC	W & MC	I&PLC	Major Project	P.COM			SCA
	TOTAL	32	43	44	44	44	207		18	22	16	90	22	42	210	
39	SONIKA DEVI	28	35	33	41	39	176	85.0	14	20	16	80	22	30	182	86.7
DETAINED																
40	SUNITA KUMARI															
41	TANUJA SHARMA	29	36	36	41	38	180	87.0	16	16	16	76	20	36	180	85.7
42	USHA KUMARI	26	35	37	41	37	176	85.0	14	18	16	78	18	34	178	84.8
43	USHA KUMARI	26	35	37	41	37	176	85.0	14	18	16	78	18	34	178	84.8
43	VANDNA KUMARI	28	37	38	41	40	184	88.9	16	18	16	82	20	36	188	89.5
44	AKANKSHA VERMA	25	35	34	40	39	173	83.6	14	18	16	78	20	30	176	83.8
45	ANJALI SHARMA	23	32	29	38	37	159	76.8	12	16	12	76	22	32	170	81.0
46	NIDHI KASHYAP	26	35	36	38	38	173	83.6	12	16	14	80	18	30	170	81.0
47	PRAKRITI THAKUR	26	38	38	38	40	180	87.0	18	18	12	76	20	28	172	81.9
48	RITIKA SHARMA	28	35	37	39	38	177	85.5	18	16	14	70	20	28	166	79.0
49	RUCHI KUMARI	23	34	31	41	39	168	81.2	10	18	16	78	22	34	178	84.8
50	ARPANA	28	37	40	43	39	187	90.3	14	16	16	84	20	34	184	87.6
51	KAMLESH THAKUR	28	38	39	42	42	189	91.3	14	20	16	88	22	36	196	93.3
52	KANCHAN CHANDEL	24	37	36	40	41	178	86.0	16	20	14	80	22	32	184	87.6
53	KRITIKA SHARMA	21	29	32	37	34	153	73.9	12	14	12	68	20	28	154	73.3
54	POOJA SHARMA	26	36	33	40	37	172	83.1	14	20	12	80	22	28	176	83.8
DETAINED																
55	PRITI KAUSHIK															
56	SAKSHI SHARMA	27	37	39	39	39	181	87.4	16	20	14	84	20	32	186	88.6

[Signature]
Class Incharge

Endst.No.STV(GPWK)Trg/2017

Copy to:

- 1) Principal (GPWK) for information
- 2) Office Copy (Trg Assisstant)
- 3) Class Incharge
- 4) Notice Board
- 5) Website Incharge

HOD (ECE) / *[Signature]*

For Principal

Govt. Polytechnic (W)
Kandaghat

For Principal

Govt. Polytechnic (W)

Kandaghat

